
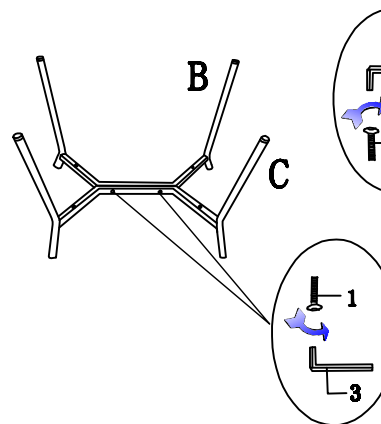


ASSEMBLY INSTRUCTION

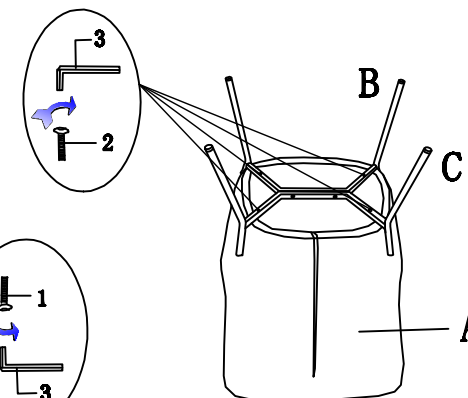


ITEM	PART	NAME	QUANTITY
Ⓐ		SEAT	1
Ⓑ		METAL LEG (FRONT)	1
Ⓒ		METAL LEG (REAR)	1
①		BOLT M6*35mm	2
②		LONG BOLT M6*45mm	4
③		ALLEN KEY	1


STEP 1:



STEP 2:



STEP 3:



NOTE:

PLEASE PUT THE CHAIR ONTO A SOFT AND CLEAN SURFACE FOR ASSEMBLY.