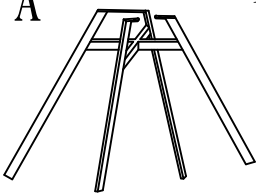
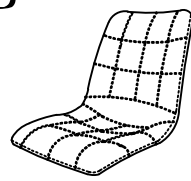

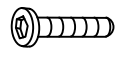
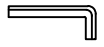

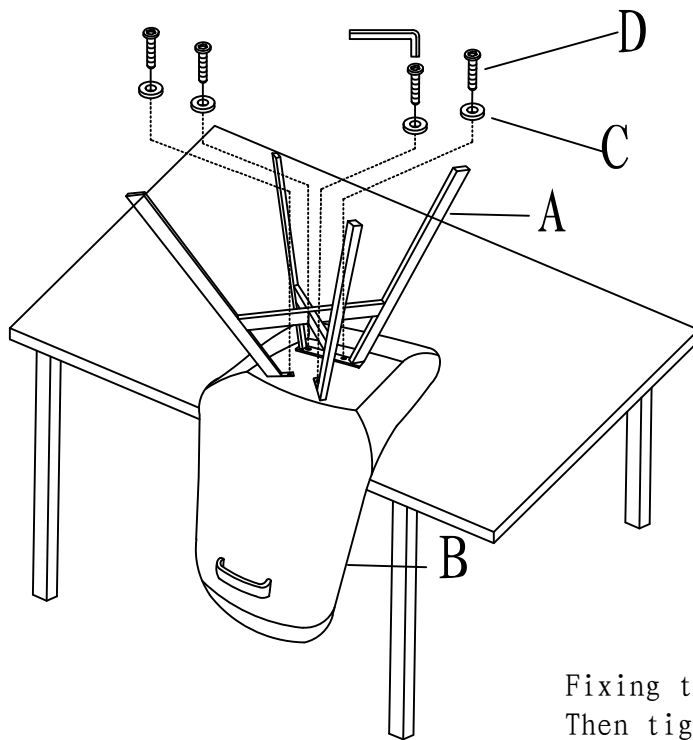


# ASSEMBLY INSTRUCTIONS

A  × 1	B  × 1	C  × 4 M6	D  × 4 M6 × 20MM	E  × 1 5MM	
--	---	---	---	--	---



Fixing the 4 screws into the 4 holes first,  
Then tight all the 4 screws to 100%.

