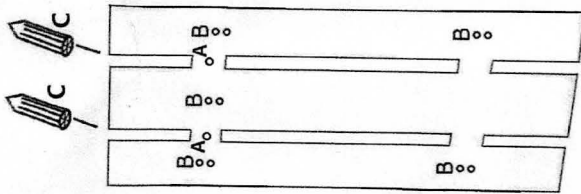







Assemble Instructions



ITEM NO.: 19890
 SIZE: 40X100X9cm

PO# 6678



<p>10XB</p>  <p>X5</p>	 <p>AX 2</p>
 <p>B X 10</p>	
 <p>CX 2</p>	