









27911

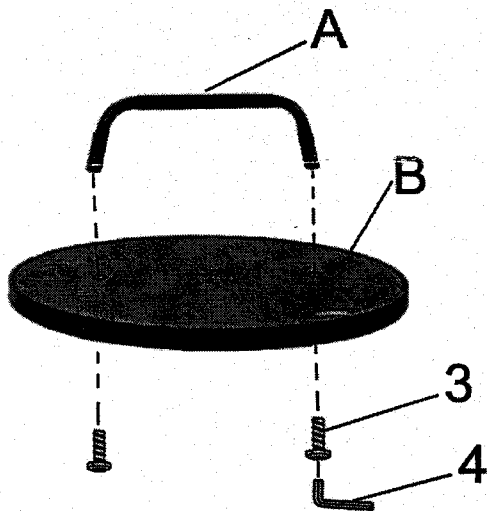
ASSEMBLY INSTRUCTIONS

Parts required

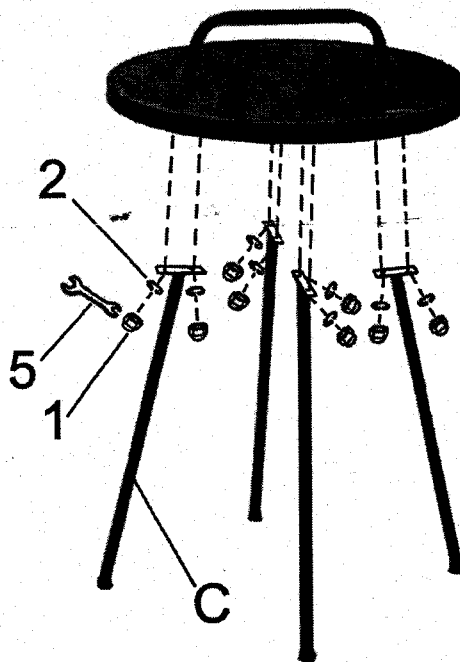
1		Cap nut	Φ8MM	8pcs
2		Lock washer	Φ8MM	8pcs
3		Bolt	Φ8*30MML	2pcs
4		Allen wrench		1pc
5		Wrench		1pc

A			1pc
B			1pc
C			4pcs

1.



2.



3.

